

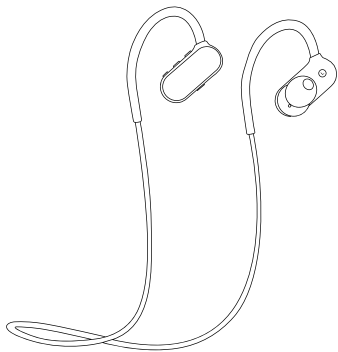
aiwa

Get Fit

Wireless Earphones




WHAT'S INCLUDED



AI3003 Earphones

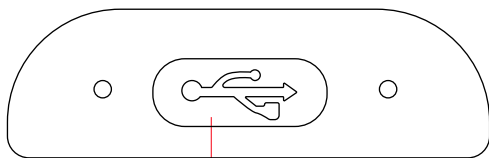


Eartips



USB Cable

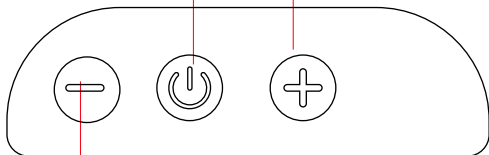
A CLOSER LOOK



Charging Port

Power Button

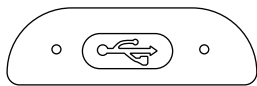
(play/pause/handle calls)



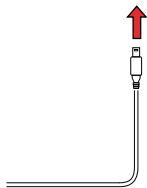
+ Button (volume up/next track)

- Button (volume down/last track)

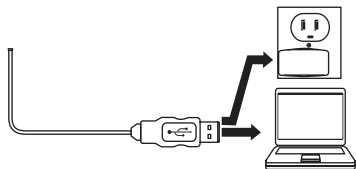
CHARGING





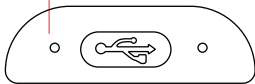
Insert one end of the included charging cable into the charging port on your earphones.



Insert the other end into the USB port of a computer or suitable USB charging adapter.

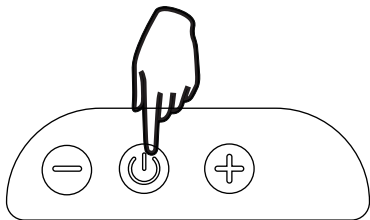


-  Charging (Indicator is RED)
-  Charging Complete (Indicator Blue)



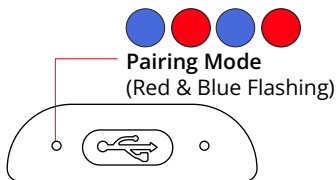
Charging takes approximately 2-3 hours to complete.

POWERING ON/OFF



Press and hold the power button for approximately 3-4 seconds to power on or power off your earphones.

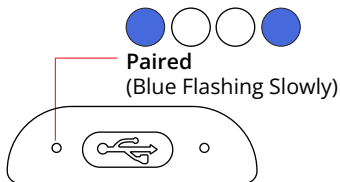
BLUETOOTH PAIRING



Once powered on, your earphones will go into pairing mode. The LED Indicator will alternately flash red and blue.

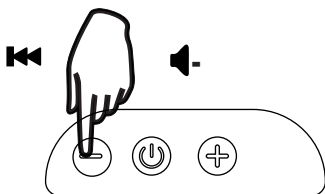


Go to the Bluetooth settings menu on your phone. Make sure that Bluetooth is turned on. Connect to the device listed as "AIWA Get Fit AI3003."

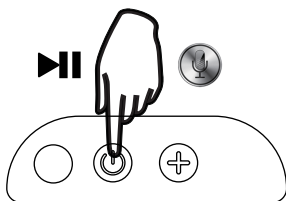


Once paired, the LED Indicator will turn blue, flashing slowly.

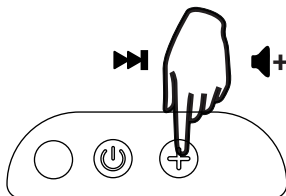
LISTENING TO MUSIC



Press the **- Button** to decrease volume.
Press and hold to go to the previous track.

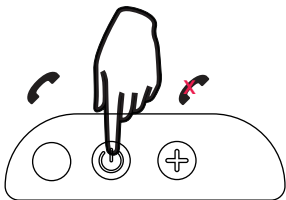


Press the **Power Button** to play or pause a track.
Press and hold to access your phone's vocal assistant.



Press the **+ Button** to increase volume.
Press and hold to go to the next track.

HANDLING CALLS



Press the **Power Button** to pickup an incoming phone call or end a phone call.
Press and hold to reject an incoming phone call.

SAFETY PRECAUTIONS

When using your earphones, basic safety precautions should always be followed including:

1. READ ALL INSTRUCTIONS BEFORE USING YOUR EARPHONES.
2. Do not use the product near water. Do not put on wet surfaces.
3. Only clean using a clean cloth.
4. Do not allow children to play with this product. This product contains small pieces that can be a choking hazard. Parental supervision is advised.
5. Do not expose this product to excessive heat or fire.
6. Do not expose this product to temperatures above 100°F. Keep out of direct sunlight.
7. Do not attempt to repair this product yourself. Contact a qualified service center if the product is in need of service.
8. Do not drop, crush, or expose this product to excessive physical force.
9. This product is not intended for commercial use.
10. When charging, keep all charging cables well ventilated. Do not keep your charging cable in contact with flammable materials such as bedding, linens or synthetic fabrics.

Maintenance and Care

- Use a soft cloth or paper towel to clean your earphones. Never use any harsh chemicals or detergents for cleaning. Make sure your earphones are dry before charging.
- When your earphones are not in use, they should be stored in a cool, dry place.
- Never tug or yank on a cable while it is connected to your earphones. Connect and disconnect cables as carefully as possible.
- Never expose your earphones to high temperatures, extreme cold.
- Please recycle or dispose of your earphones properly based on the laws and rules of your municipality. Contact local recycling facilities and/or the manufacturer of your earphones for further information.

FCC STATEMENT

Changes or modifications not expressly approved by the party responsible for compliance could void the user's authority to operate the equipment.

This device complies with Part 15 of the FCC Rules. Operation is subject to the following two conditions: (1) this device may not cause harmful interference, and (2) this device must accept any interference received, including interference that may cause undesired operation.

This equipment has been tested and found to comply with the limits for a Class B digital device, pursuant to Part 15 of the FCC Rules. These limits are designed to provide reasonable protection against harmful interference in a residential installation. This equipment generates, uses and can radiate radio frequency energy and, if not installed and used in accordance with the instructions, may cause harmful interference to radio communications. However, there is no guarantee that interference will not occur in a particular installation. If this equipment does cause harmful interference to radio or television reception, which can be determined by turning the equipment off and on, the user is encouraged to try to correct the interference by one or more of the following measures:

- Reorient or relocate the receiving antenna.
- Increase the separation between the equipment and receiver.
- Connect the equipment into an outlet on a circuit different from that to which the receiver is connected.
- Consult the dealer or an experienced radio/TV technician for help.

WARRANTY

This warranty covers the original consumer purchaser only and is not transferable.

This warranty covers products that fail to function properly UNDER NORMAL USAGE, due to defects in material or workmanship. Your product will be repaired or replaced at no charge for parts or labor for a period of one year.

What Is Not Covered By Warranty

Damages or malfunctions not resulting from defects in material or workmanship and damages or malfunctions from other than normal use, including but limited to, repair by unauthorized parties, tampering, modification or accident.

To Obtain Warranty Service and Troubleshooting Information:

Call (877) 397-8200 or visit our website at www.aiwa.co.

To receive Warranty service along with the name and address of an authorized product service center, the original consumer purchaser must contact us for problem determination and service procedures. Proof of purchase in the form of a bill of sale or receipted invoice, evidencing that the product is within the applicable Warranty period(s), MUST be presented in order to obtain the requested service. It is your responsibility to properly package and send any defective products along with a dated copy of proof of purchase, a written explanation of the problem, and a valid return address of the authorized service center at your expense. Do not include any other items or accessories with the defective product. Any products received by the authorized service center that are not covered by warranty will be returned unrepared.



©2022 Sakar International
195 Carter Drive
Edison, NJ 08817
www.sakar.com
Support: (877)-397-8200
aiwa.support@sakar.com